

THE POLISH INTERNATIONAL SUDOKU CHAMPIONSHIP MARCH 2007

Below you will find eight sudoku puzzles. Some of them are easier, and some harder. In several hours it will be known who became the Polish International Sudoku Master.

Read the instructions carefully and fill in the answer form according to the instruction.

Remember – in four puzzles you have to place numbers from the previous puzzle.

And play fair please – don't use computers and work individually.

Good luck!

2. SUDOKU

Fill in the grid so that every row, every column and every 3×3 box contains all digits from 1 to 9.

Put the digit from the shaded cell from the previous puzzle into the shaded cell in this puzzle.

Fill all 9 digits from the row indicated by the arrows into the answer form. Order of filling in – from left to right. Don't use comas, spaces etc – just write digit after digit.

7				4		1		
	5		7		3	6		
		3					7	4
	7		9				2	
				2				7
	3				6		4	
9	2					7		
		7	8		2		1	
		4		3				9

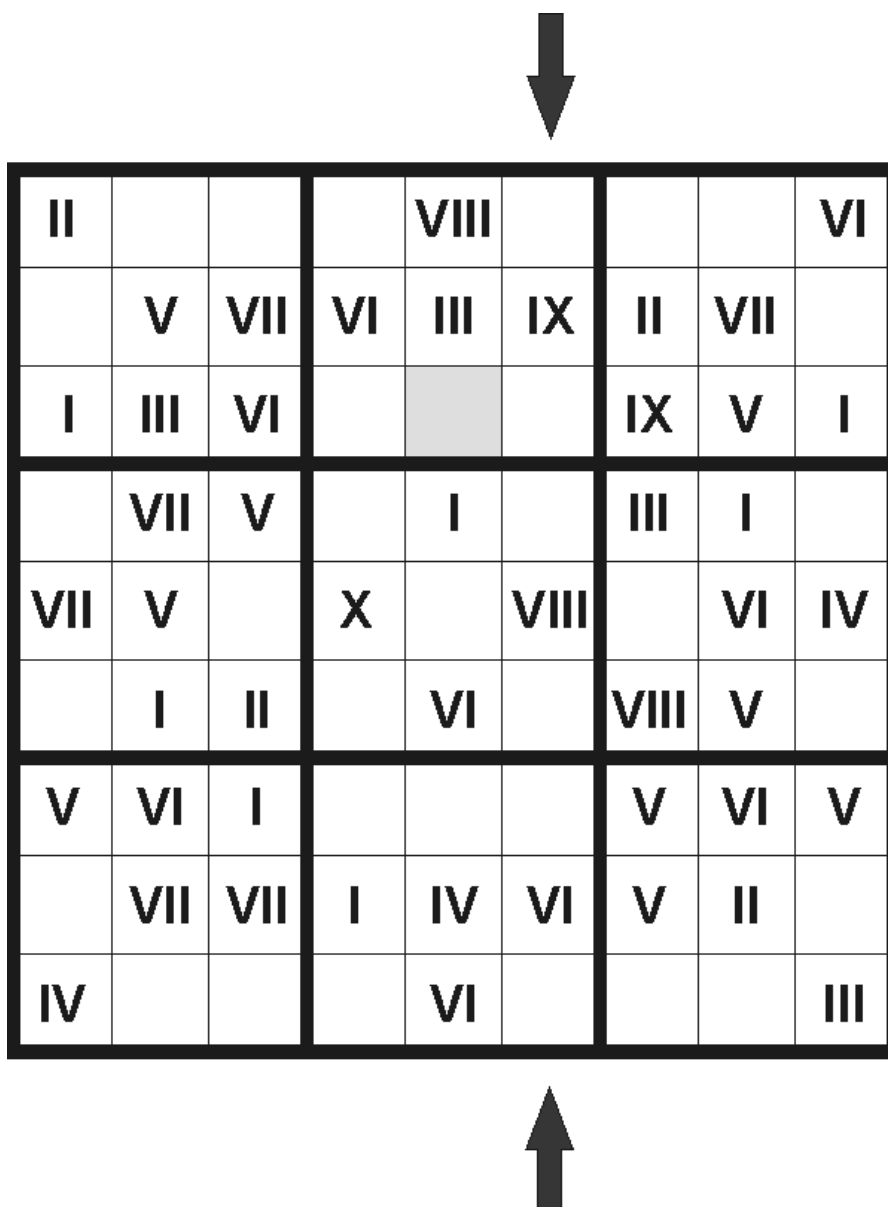
➔
➔

3. ROMAN SUDOKU

Fill in the grid so that every row, every column and every 3×3 box contains all digits from 1 to 9. They are Roman digits. Be careful because some of them are written only partially.

Put the digit from the shaded cell into the shaded cell in the next puzzle.

Fill all 9 digits from the column indicated by the arrows into the answer form (in Arabian notation). Order of filling in – from up to down. Don't use comas, spaces etc – just write digit after digit.



II				VIII				VI
	V	VII	VI	III	IX	II	VII	
I	III	VI				IX	V	I
	VII	V		I		III	I	
VII	V		X		VIII		VI	IV
	I	II		VI		VIII	V	
V	VI	I				V	VI	V
	VII	VII	I	IV	VI	V	II	
IV				VI				III

4. SUDOKU

Fill in the grid so that every row, every column and every 3×3 box contains all digits from 1 to 9.

Put the digit from the shaded cell from the previous puzzle into the shaded cell in this puzzle.

Fill all 9 digits from the column indicated by the arrows into the answer form. Order of filling in – from up to down. Don't use commas, spaces etc – just write digit after digit.

5								9
	6			3			1	
			6		7			
		2	3		6	4		
	5						3	
		4	2			7		
			7		4			
	1			9			5	
2								4


5. DON'T TOUCH ME SUDOKU

Fill in the grid so that every row, every column and every 3×3 box contains all digits from 1 to 9.


Cells with the same digits can't touch each other even diagonally.

Put the digit from the shaded cell into the shaded cell in the next puzzle.

Fill all 9 digits from the column indicated by the arrows into the answer form. Order of filling in – from top to down. Don't use commas, spaces etc – just write digit after digit.



		1				3		
	6		4		7		1	
9				2				7
	5				6		8	
1		7		8		4		5
	9		2				3	
7				6				4
	4		7		3		9	
		9				6		



6. SUDOKU

Fill in the grid so that every row, every column and every 3×3 box contains all digits from 1 to 9.

Put the digit from the shaded cell from the previous puzzle into the shaded cell in this puzzle.

Fill all 9 digits from the row indicated by the arrows into the answer form. Order of filling in – from left to right. Don't use comas, spaces etc – just write digit after digit.

	5			9			2	
9						3		
		1			3			4
		9		6				
	7		8				9	
				2		1		
8			7			4		
		7						3
	2			3			6	

➔

➔

7. PENCILMARKS SUDOKU

Fill in the grid so that every row, every column and every 3×3 box contains all digits from 1 to 9.

Small digits show which digits are allowed in cells.

Put the digit from the shaded cell into the shaded cell in the next puzzle.

Fill all 9 digits from the row indicated by the arrows into the answer form. Order of filling in – from left to right. Don't use comas, spaces etc – just write digit after digit.

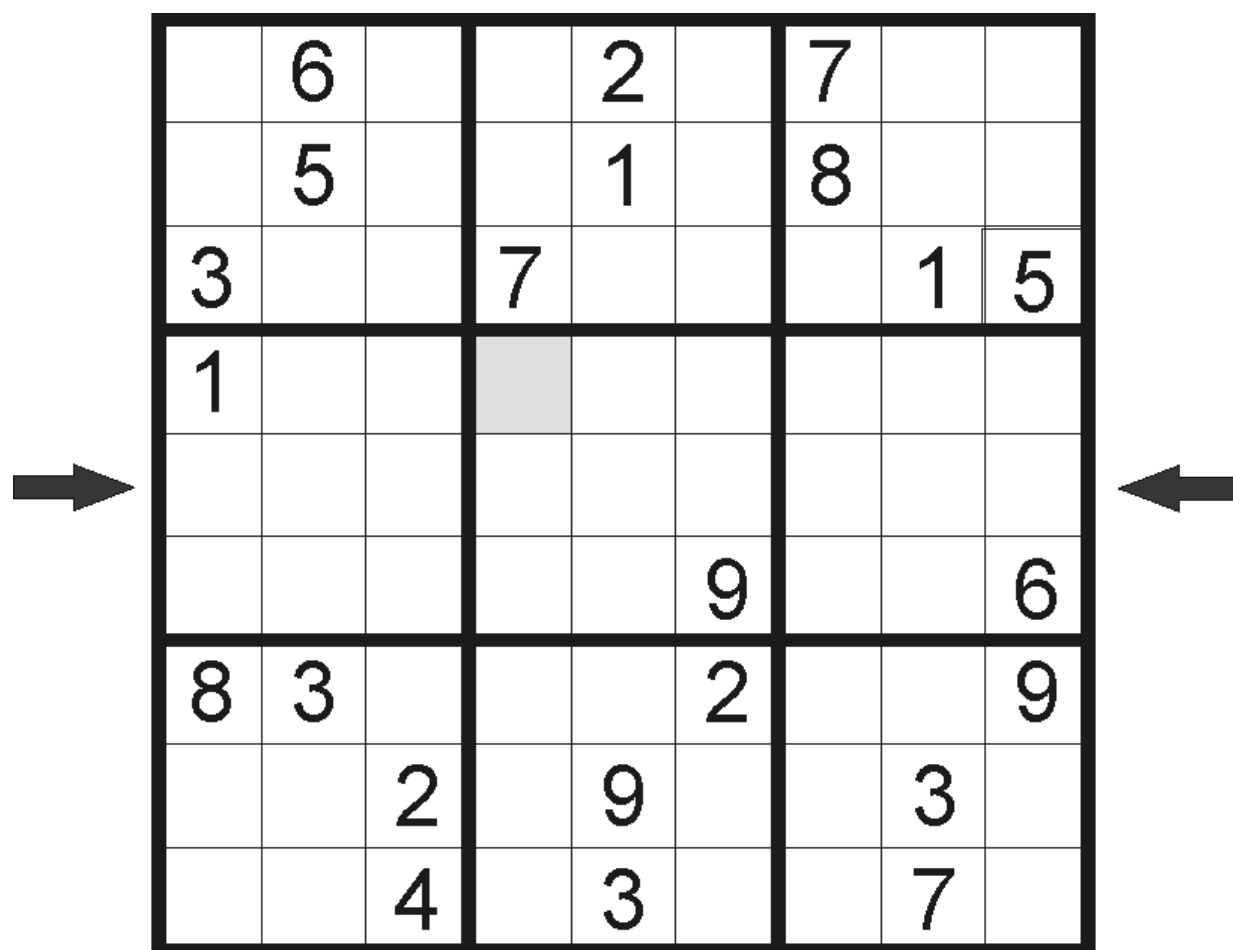
1	2	3	2	2	3	6	4	3	1	1	6	1	2	3
4	5	6	4	4	7	7	8	7	8	6	8	7	8	9
7	8	9												
1	2	1	2	3	2	4	5	6	1	2	3	1	2	3
4	6	4	5	6	4	4	5	6	4	5	6	4	5	6
	6			1	2	3	4	5	6	1	2	3	4	5
8	8	9	7	8	9	7	8	9	7	8	9	7	8	9
2		3	1	2	3	2	1	2	1	1	2	3	1	1
4	6	4	6	4	5	6	4	5	6	4	5	6	5	5
8	8	7	8	9	7	8	9	7	8	7	8	9	8	8
2	1	2	3	2	2	1	2	3		1	2	3	1	1
	6	4	5	6	5	6	4	5	6	6	4	5	6	5
8	7	8	9	7	7	8	9	7	9	8	9	7	8	9
	3		3	1	2	3		1	1	1	2	3	1	3
4	6	4	6	4	5	6	4	6	4	6	4	5	6	6
7	8	8	7	8	9	7	8	9	7	8	9	8	8	8
2	3	2	3	1	2	3	1	2	3	1	2	3	2	2
4	6	4	6	4	5	6	4	5	6	4	5	6	6	4
7														
2	1	2	3	2	2	3	1	2	3	1	3	1	2	3
	6	4	5	6	6	6	4	5	6	6	6	4	5	6
7	8	7	8	9	7	8	9	7	8	8	7	8	9	7
1	2	3	2	3	2	3	1	2	3	1	3	2	1	2
4	5	6	6	6	5	6	5	6	5	6	6	6	4	5
7	8	9	8	7	8	7	7	7	8	7	8	7	8	9

8. SUDOKU

Fill in the grid so that every row, every column and every 3×3 box contains all digits from 1 to 9.

Put the digit from the shaded cell from the previous puzzle into the shaded cell in this puzzle.

Fill all 9 digits from the row indicated by the arrows into the answer form. Order of filling in – from left to right. Don't use comas, spaces etc – just write digit after digit.



--/--

THE END

Thank you for your participation in the championship.
Results of the championship will be published 4th March 2007.